

# Community Profile

2018



Chapleau

V 2.0  
May 2018  
© 2018 Township of Chapleau

Information in this document is subject to change without notice. Although all data is believed to be the most accurate and up-to-date, the reader is advised to verify all data before making any decisions based upon the information contained in this document.

For further information, please contact:

Township of Chapleau  
20 Pine Street W, PO Box 129  
Chapleau, ON  
P0M1K0  
Phone: 705-864-1330  
Web: [www.chapleau.ca](http://www.chapleau.ca)

## Table of Contents

<b>1</b>	<b>INTRODUCTION.....</b>	<b>1</b>
1.1	Location .....	2
1.2	Climate.....	3
<b>2</b>	<b>DEMOGRAPHICS.....</b>	<b>5</b>
2.1	Population Size and Growth .....	5
2.2	Age Profile .....	5
2.3	Language Characteristics.....	6
2.4	Mobility Characteristics.....	7
2.5	Level of Education .....	8
2.6	Income.....	10
<b>3</b>	<b>LABOUR FORCE.....</b>	<b>11</b>
3.1	Key Indicators.....	12
3.2	Labour Force by Occupation .....	13
3.3	Labour Force by Industry .....	15
3.4	General Wages by Occupation .....	16
3.5	Largest Employers .....	17
<b>4</b>	<b>TRANSPORTATION AND SHIPPING .....</b>	<b>18</b>
4.1	Highways.....	18
4.2	Rail Services.....	19
4.3	Airports .....	21
4.4	Ports .....	22
<b>5</b>	<b>TAXES AND UTILITIES .....</b>	<b>24</b>
5.1	Local Property Tax Rates.....	24
5.2	Federal and Provincial Income Tax Rates.....	25
5.3	Waste Management .....	27
5.4	Communications Infrastructure .....	28
5.5	Electricity.....	28
<b>6</b>	<b>BUILDING AND DEVELOPMENT RELATED FEES .....</b>	<b>30</b>
6.1	Development Related Fees .....	30
<b>7</b>	<b>BUSINESS SUPPORT PROGRAMS AND SERVICES .....</b>	<b>31</b>
7.1	Government.....	31
7.2	Non-Governmental Organizations.....	32
7.3	Education, Employment and Training .....	33
7.3.1	Post-Secondary Institutions in Northern Ontario .....	33
7.3.2	Adult and Distance Education.....	34
7.4	Financial .....	35
7.5	Real Estate .....	35
<b>8</b>	<b>QUALITY OF LIFE.....</b>	<b>36</b>
8.1	Housing Characteristics .....	36
8.2	Health, Social and Community Services.....	37
8.2.1	Health and Social Services .....	37
8.2.2	Regional Health Services .....	38
8.3	Education .....	39
8.4	Emergency and Protective Services .....	39
8.5	Recreation and Tourism .....	40
8.6	Events.....	40
8.7	Local Media.....	40
	<b>APPENDIX - INCENTIVES.....</b>	<b>42</b>

[Business Directory Available Online](#)

## List of Tables

Table 1: Chappleau Average Temperature (°C) .....	3
Table 2: Chappleau Average Precipitation .....	4
Table 3: Population Change .....	5
Table 4: Age Distribution .....	6
Table 5: Language Characteristics, 2014 .....	6
Table 6: Chappleau Mobility Rates .....	7
Table 7: Education Attainment, 2014 .....	9
Table 8: Total Income Levels, 2013 .....	10
Table 9: Family Income Levels, 2013 .....	10
Table 10: Household Income Levels, 2013 .....	11
Table 11: Labour Force Characteristics, 2014 .....	12
Table 12: Labour Force by Occupation, 2014 .....	14
Table 13: Labour Force by Industry, 2014 .....	15
Table 14: General Wages (Northeast Region, Ontario) by Occupation .....	16
Table 15: Largest Private Sector Employers .....	17
Table 16: Largest Public Sector Employers .....	17
Table 17: Distance to Urban Centres .....	18
Table 18: Distance to Major US Border Crossings .....	18
Table 19: Local Property Tax Rates, 2013 .....	24
Table 20: Provincial Land Tax Rates, 2013 .....	24
Table 21: Provincial Land Tax Rate: Railway Companies and Power Utilities .....	24
Table 22: 2014 Corporate Taxes – Non-Canadian Controlled .....	25
Table 23: 2014 Corporate Taxes – Canadian Controlled .....	25
Table 24: Ontario's Capital Tax Elimination Plan .....	26
Table 25: Personal Income Tax, 2014 .....	26
Table 26: Sales Tax .....	26
Table 27: Landfill and Tipping Fees .....	27
Table 28: Communications Infrastructure .....	28
Table 29: Chappleau Public Utilities Corporation Electricity Rates .....	28
Table 30: Water Fees .....	29
Table 31: Plumbing Inspection Fees .....	29
Table 32: Permit Fees .....	30
Table 33: Application Fees .....	30
Table 34: Residential Assessment Property Values, MPAC 2008 .....	36
Table 35: Dwelling Characteristics, 2014 .....	36
Table 36: Chappleau Schools .....	39
Table 37: Annual Events .....	40
Table 38: Newspapers .....	40
Table 39: Radio Stations .....	41
Table 40: Cable Service and Television .....	41

## List of Figures

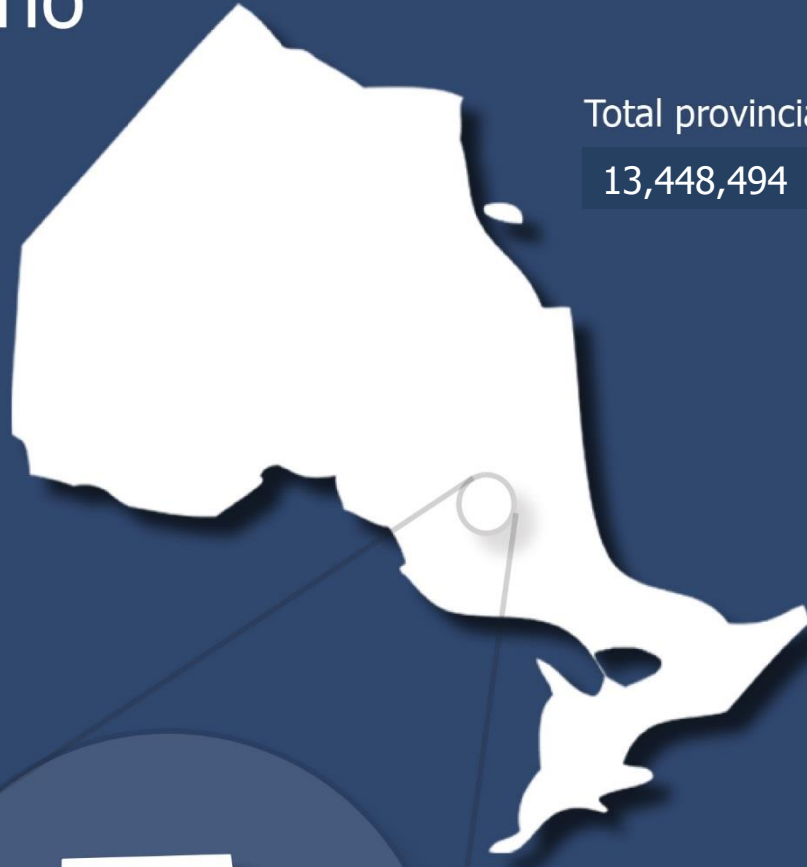
Figure 1: Chappleau Location Map .....	2
Figure 2: Age Distribution Chart, 2014 .....	5
Figure 3: Educational Attainment, 2014 .....	8
Figure 4: Labour Force by Occupation, 2014 .....	13

Township of Chapleau

# Geographic:

The Township of Chapleau is situated within the Boreal Forest and Arctic Watershed Region of Northern Ontario. Chapleau is best known for being the home of the world's largest Crown Game Preserve: 700,000 hectares.

## Ontario



Total provincial population:

13,448,494

Total municipal population:

1,964

Township of Chapleau



**McSWEENEY**

inspiring economic sustainability

# Demographic:



47.9% French & English Bilingual

Chapleau has a population of 1900+. Residents in Chapleau are less likely to change places of residence in the five year category, compared to the Province. Estimates indicate people moving to Chapleau tend to be relocating from other parts of Ontario as opposed to moving from outside of the province or country.

**47** Median Age


Average value of dwelling  
\$ 119,358



Residents that had moved within the previous year



Residents that had moved within the previous 5 years



# Labour Force:

Chapleau is home to a labour force of 1,650 people. Median income levels are higher than the provincial average.

Participation **60.3%**

Employment **53.9%**

Unemployment **10.6%**



Median income

**\$36,816**

Average income

**\$44,022**

## Key Sectors by Industry



Transport and warehousing	Manufacturing	Retail trade	Agriculture, forestry, fishing and hunting	Health care and social assistance
---------------------------	---------------	--------------	--	-----------------------------------

## Key Sectors by Occupation



Trades, transport and equipment operators and related	Natural resources; agriculture and related production	Business, finance and administration	Education; law & social; community & government services
---	---	--------------------------------------	--



**McSWEENEY**

inspiring economic sustainability

## 1 Introduction

The Township of Chapleau is situated within the Boreal Forest and Arctic Watershed Region of Northern Ontario. Chapleau is best known for being the home of the world's largest Crown Game Preserve, as well as being the 2011 winners of WFN's Ultimate Fishing Town Canada contest. The Game Preserve, established in 1925, is 700,000 hectares in size, making it an exciting eco-tourism destination for world nature and wildlife travelers.

Chapleau is also home to many different cultural communities, such as Chapleau Cree First Nation, Chapleau Ojibwe First Nation, Brunswick House First Nation, Chapleau's francophone community and Chapleau's Metis community. All of the various cultures have had a large impact on the history and upcoming of Chapleau.

Deeply rooted in the fur trade and the railway, Chapleau's history began in 1885 when the Canadian Pacific Railway line provided access for the Hudson's Bay Company Trading Post. A fire in 1948 encouraged the government to develop a road so that logging contractors could remove the timber before it rotted. Consequently, Highway 129 was completed during the depression. In future years, Highways 101 and 17 were constructed to link Chapleau with Timmins to the East, and Wawa to the West (Wawa - 140 kilometres to the West and Timmins 200 kilometres to the East).

Chapleau offers beautiful land to be utilized however you wish - ATVing, canoeing, kayaking, hiking, bird watching, biking, swimming, fishing, hunting, boating, etc. If you're looking for the ultimate outdoor adventure, come to the beautiful Chapleau Region for an unforgettable experience!



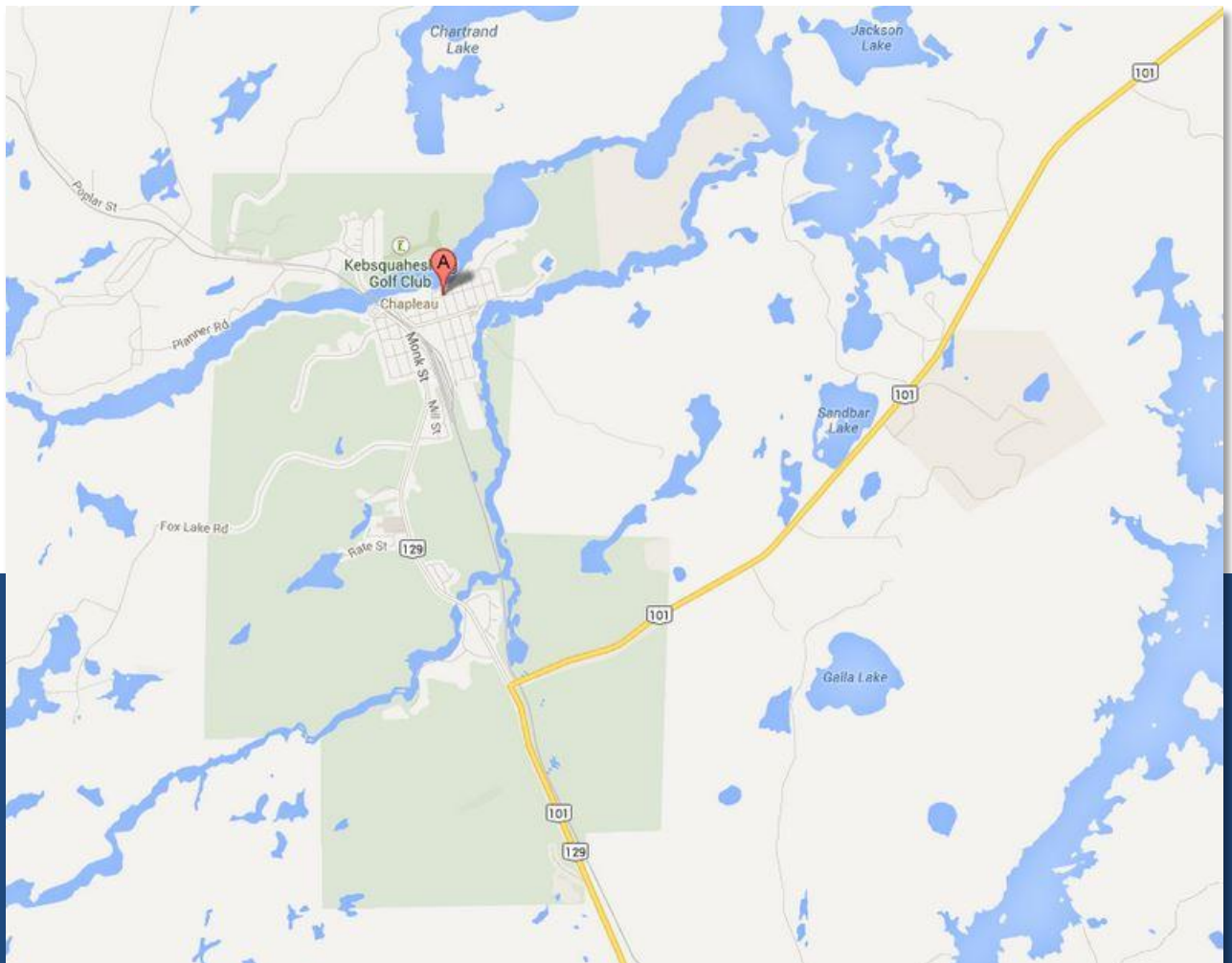


## 1.1 Location

Chapleau is linked to larger communities, such as Timmins and Sault Ste. Marie, via highway 101, and to Sudbury via highways 129 and 17. The Budd Car, operated by Via rail, offers train service travelling alternately east to Sudbury or west to White River with daily stops in Chapleau. Travellers and residents can reach southern Ontario by Via Rail on the Canadian National Railway which stops regularly in Foleyet, which is one hour from Chapleau.

International travel can be accommodated at Toronto Pearson international airport, with connecting regional air service to Timmins, Sault Ste. Marie, and Sudbury. Chapleau operates a municipal airport that is used for emergency services, and is host to the Ministry of Natural Resources base, which is used for fire suppression water bombers.

**Figure 1: Chapleau Location Map**



Source: Google Maps, <http://bit.ly/1b4f07M>


## 1.2 Climate

Chapleau derives climatic data from the NAV Canada staffed weather station at the Chapleau Airport.

**Table 1: Chapleau Average Temperature (°C)**

Temperature	Jan	Feb	Mar	Apr	May	Jun	Jul	Aug	Sep	Oct	Nov	Dec
Daily Average	-15.6	-13.2	-7.1	1.7	9.5	14.8	17.2	15.9	11.2	4.2	-3.2	-11.2
Standard Deviation	3.5	3.1	2.6	2.4	2.3	1.5	1.2	1.3	1.6	1.6	2.5	3.7
Daily Maximum	-9.3	-6.4	-0.2	8.0	16.3	21.4	23.4	21.9	16.6	8.8	0.8	-6.0
Daily Minimum	-21.9	-20.0	-14.0	-4.7	2.6	8.3	10.9	9.9	5.8	-0.4	-7.2	-16.5
Extreme Maximum	5.8	10.5	20.9	30.0	33.7	<b>36.5</b>	35.0	34.0	31.1	25.5	18.6	22.0
Extreme Minimum	<b>-50</b>	-43.5	-41.5	-24.0	-9.5	-6.0	-3.0	-1.0	-7.5	-17.0	-31.0	-42.0

Source: Environment Canada, Chapleau Weather Station. \* This station meets WMO standards for temperature and precipitation. <http://bit.ly/16f5Gvq>



## Township of Chapleau Community Profile

**Table 2: Chapleau Average Precipitation**

Precipitation	Jan	Feb	Mar	Apr	May	Jun	Jul	Aug	Sep	Oct	Nov	Dec
Rainfall (mm)	2.0	1.8	12.7	28.7	66.0	80.3	82.2	76.0	94.7	71.0	24.0	5.9
Snowfall (cm)	55.6	45.6	36.6	23.4	3.8	0.0	0.0	0.0	0.3	11.5	42.2	62.7
Precipitation (mm)	51.9	42.9	46.9	52.7	69.9	80.3	82.2	76.0	95.1	83.1	64.4	63.7
Extreme Daily Rainfall (mm)	18.0	12.4	21.0	34.2	47.0	<b>82.6</b>	53.4	56.0	71.8	61.7	28.6	17.4
Extreme Daily Snowfall (cm)	31.0	<b>39.0</b>	31.0	33.4	22.0	0.0	0.0	0.0	3.4	19.6	33.0	36.5
Extreme Daily Precipitation (mm)	31.0	29.4	31.0	36.4	47.0	<b>82.6</b>	53.4	56.0	71.8	61.7	35.8	36.4
Extreme Snow Depth (cm)	113	116	<b>132</b>	115	80	0	0	0	1	21	35	60

Source: Environment Canada, Chapleau Weather Station. \* This station meets WMO standards for temperature and precipitation. <http://bit.ly/16f5Gvq>



## 2 Demographics

### 2.1 Population Size and Growth

**Table 3: Population Change**

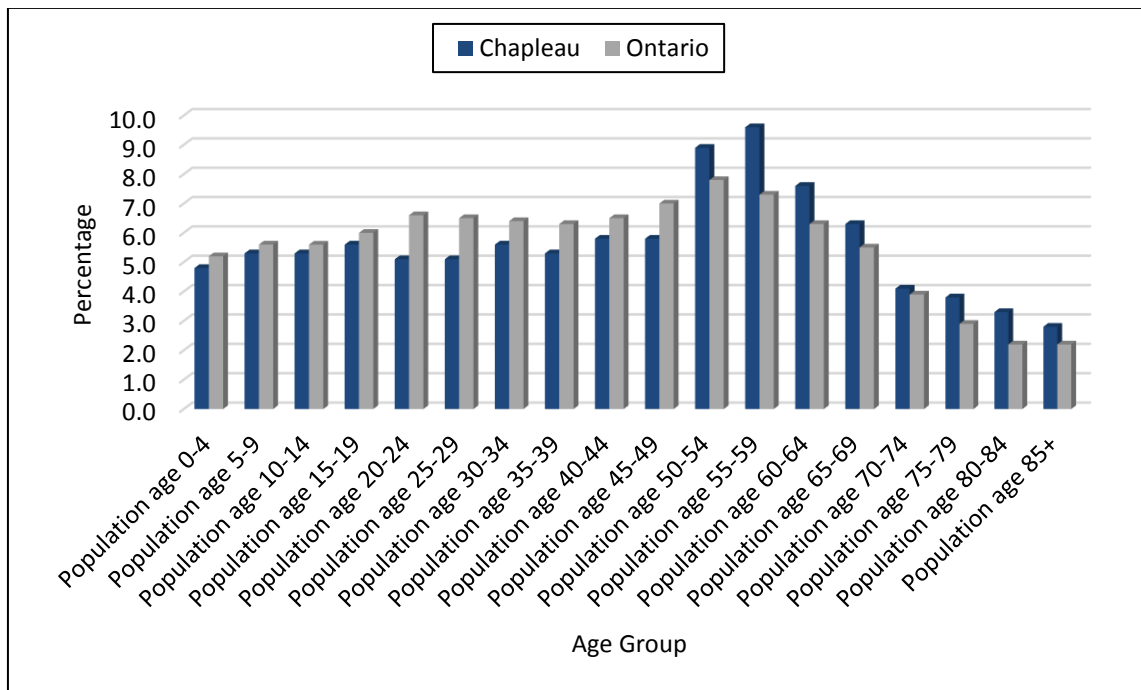
	2001	2006	2011	2016
Chapleau Population Count	2,832	2,354	2,116	1,964
% Change from Previous Census	-3.5	-16.9	-10.1	-7.2
	2001	2006	2011	2016
Ontario Population Count	11,410,046	12,160,282	12,851,821	13,448,494
% Change from Previous Census	6.1	6.6	5.7	4.6

Source: Statistics Canada 2001, 2006, 2011 and 2016

### 2.2 Age Profile

In 2016, Chapleau had a slightly older population compared to the provincial average. The median age in the township was 47.2, compared to 41.3 in Ontario, and the average age was 44 compared to the provincial figure of 41.

**Figure 2: Age Distribution Chart, 2016**



Source: Statistics Canada, 2016

**Table 4: Age Distribution**

Characteristics	Chapleau 2016	Chapleau 2016 (%)	Ontario 2016 (%)
<b>Age</b>	1,965	100.00	13,448,495
0 to 4 years	95	4.8	5.2
5 to 9 years	105	5.3	5.6
10 to 14 years	105	5.3	5.6
15 to 19 years	110	5.6	6.0
20 to 24 years	100	5.1	6.6
25 to 29 years	100	5.1	6.5
30 to 34 years	110	5.6	6.4
35 to 39 years	105	5.3	6.3
40 to 44 years	115	5.8	6.5
45 to 49 years	115	5.8	7.0
50 to 54 years	175	8.9	7.8
55 to 59 years	190	9.6	7.3
60 to 64 years	150	7.6	6.3
65 to 69 years	125	6.3	5.5
70 to 74 years	80	4.1	3.9
75 to 79 years	75	3.8	2.9
80 to 84 years	65	3.3	2.2
85 years and over	55	2.8	2.2

Source: Statistics Canada, 2016

## 2.3 Language Characteristics

Table 5 indicates 47.9% of people in Chapleau identify as bilingual, a much higher percentage than Ontario.

**Table 5: Language Characteristics, 2016**

Characteristics	Chapleau	Chapleau (%)	Ontario (%)
Total population	1940	100	13,622,941
English only	905	46.6	86.3
French only	90	4.7	0.3
English and French	930	47.9	11.0
Neither English nor French	15	0.7	2.4

Source: Statistics Canada 2016.

## 2.4 Mobility Characteristics

Residents in Chapleau are less likely to change places of residence in the five year category, compared to the Province. Estimates indicate those moving to Chapleau tend to be relocating from within Ontario rather than outside of the province or country.

**Table 6: Chapleau Mobility Rates**

Characteristics	Chapleau 2016	Chapleau 2016 (%)	Ontario 2016 (%)
<b>Mobility status – place of residence one year ago</b>			
Total population 1 year and over <sup>1</sup>	1,930		13,106,990
Non-movers <sup>2</sup>	1,640	84.9	87.5
Movers <sup>3</sup>	290	15.0	12.4
Non-migrants <sup>4</sup>	200	10.3	7.2
Migrants <sup>5</sup>	90	4.6	5.3
Migrants within Canada	55	2.8	4.1
Migrants from outside Canada	35	1.8	1.2
Migrants within Ontario	55	2.8	3.5
Migrants from outside Ontario	0	0.0	0.5
<b>Mobility status – place of residence status five years ago</b>			
Total population 5 years and over	1,835		12,546,040
Non-movers	1,170	63.7	62.9
Movers	670	36.5	37.1
Non-migrants	425	23.1	20.3
Migrants	240	13.1	16.8
Migrants within Canada	210	11.4	12.4
Migrants from outside Canada	30	1.6	4.4
Migrants within Ontario	180	9.8	11.0
Migrants from outside Ontario	30	1.6	1.4

Source: Statistics Canada 2016

<sup>1</sup> Refers to the relationship between a person's usual place of residence on Census Day and his or her usual place of residence one year earlier. A person is classified as a non-mover if no difference exists. Otherwise, a person is classified as a mover and this categorization is called Mobility status (1 year ago). Within the category of movers, a further distinction is made between non-migrants and migrants; this difference is called migration status.

<sup>2</sup> Non-movers are persons who, on Census Day, were living at the same address as the one at which they resided one year earlier.

<sup>3</sup> Movers are persons who, on Census Day, were living at a different address from the one at which they resided one year earlier.

<sup>4</sup> Non-migrants are movers who, on Census Day, were living at a different address, but in the same census subdivision (CSD) as the one they lived in one year earlier.

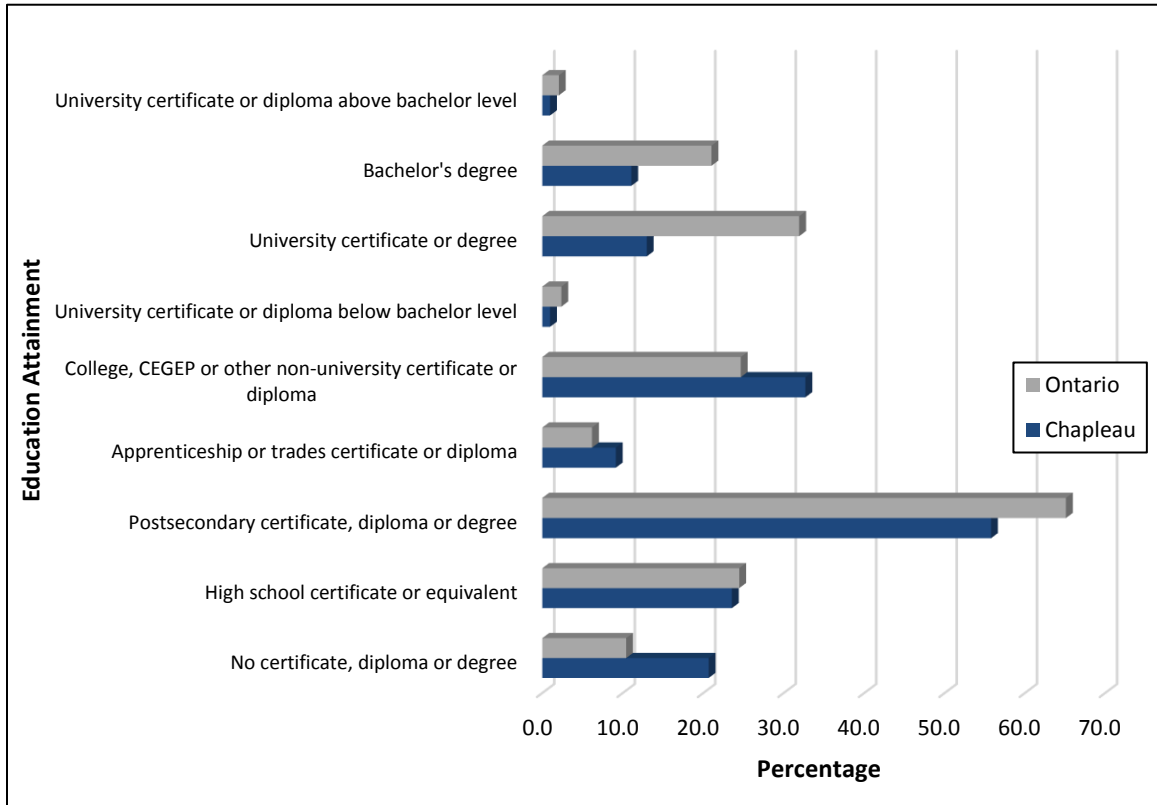
<sup>5</sup> Migrants are movers who, on Census Day, were residing in a different CSD one year earlier (internal migrants) or who were living outside Canada one year earlier (external migrants).

## 2.5 Level of Education

Figure 3 and Table 7 indicate the level of educational attainment in Chapleau in 2016.

- Over 55% of Chapleau residents have a certificate, diploma or degree.
- The percentage of persons with an apprenticeship or trades certificate or diploma is higher than the Ontario average.
- The percentage of persons with College, CEGEP or other non-university certificate or diploma is higher than the Ontario average

**Figure 3: Educational Attainment, 2016**



Source: Statistics Canada 2016.

**Table 7: Education Attainment, 2016**

Characteristics <sup>6</sup>	Chapleau	Chapleau (%)	Ontario (%)
Total population 25 to 64 years by highest certificate, diploma or degree	1,040	100.0	7,229,120
No certificate, diploma or degree	215	20.6	10.4
High school certificate or equivalent	245	23.5	24.4
Postsecondary certificate, diploma or degree	580	55.7	65.1
Apprenticeship or trades certificate or diploma	95	9.1	6.2
College, CEGEP or other non-university certificate or diploma	340	32.7	24.6
University certificate or diploma below bachelor level	10	0.9	2.36
University certificate or degree	135	12.9	31.9
Bachelor's degree	115	11.0	21.0
University certificate or diploma above bachelor level	10	0.9	2.06

Source: Statistics Canada 2016



<sup>6</sup> By highest certificate, diploma or degree obtained.



## 2.6 Income

Table 8 indicates that, in 2015, the median total income level was slightly higher in Chapleau than in Ontario.

**Table 8: Total Income Levels, 2015**

Characteristic	Chapleau	Chapleau	Ontario (%)
Total population 15 years and over (by income 2015)	1,630	100.0	11,038,440
Without income	45	2.7	4.3
With income	1590	97.5	95.6
Under \$10,000	200	12.3	14.6
\$10,000 to \$19,999	245	15.0	16.5
\$20,000 to \$29,999	225	13.8	12.8
\$30,000 to \$39,999	165	10.1	10.4
\$40,000 to \$49,999	140	8.6	9.2
\$50,000 to \$59,999	170	10.4	7.3
\$60,000 to \$69,999	140	8.6	5.7
\$70,000 to \$79,999	90	5.5	4.3
\$80,000 to \$89,999	60	3.7	3.4
\$90,000 to \$99,999	55	3.4	2.9
\$100,000 and over	90	5.5	8.2
\$100,000 to \$149,999	85	5.2	5.4
\$150,000 and over	15	0.9	2.8
Characteristic	Chapleau	Ontario	
Median total income \$	\$36,816	\$33,539	
Average total income \$	\$44,022	\$47,915	

Source: Statistics Canada 2016.

**Table 9: Family Income Levels, 2015**


Characteristic	Chapleau	Ontario
Total number of economic families	590	3,689,580
Median family income \$	88,960	91,089
Average family income \$	97,810	115,328

Source: Statistics Canada 2016.

**Table 10: Household Income Levels, 2015**

Characteristic	Chapleau	Chapleau (%)	Ontario (%)
<b>Total number of private households (by income in 2015)</b>	870	100	5,169,175
Under \$10,000	15	1.7	3.0
\$10,000 to \$19,999	60	6.8	6.2
\$20,000 to \$29,999	90	10.3	7.5
\$30,000 to \$39,999	70	3.3	7.9
\$40,000 to \$49,999	55	8.0	7.9
\$50,000 to \$59,999	65	7.5	7.5
\$60,000 to \$69,999	65	7.5	7.0
\$70,000 to \$79,999	70	8.0	6.5
\$80,000 to \$89,999	60	6.9	6.0
\$90,000 to \$99,999	45	5.2	5.5
\$100,000 to \$124,999	110	12.6	10.8
\$125,000 to \$149,999	70	8.0	7.6
\$150,000 and over	90	10.3	16.4
<b>Characteristic</b>	<b>Chapleau</b>		<b>Ontario</b>
Median household income \$	\$72,128		\$74,287
Average household income \$	\$80,594		\$97,856

Source: Statistics Canada, 2016



### 3.1 Key Indicators

Chapleau is home to a labour force that is 1,650 persons strong. As illustrated in Table 11, Chapleau's participation and employment rates are slightly lower than Ontario. The unemployment rate is higher than Ontario.

**Table 11: Labour Force Characteristics, 2016**

Characteristic	Chapleau	Ontario
Total population, aged 15 years and older	1,650	11,038,440
In the labour force <sup>7</sup>	995	7,141,675
Employed	890	6,612,150
Unemployed	105	529,525
Not in the labour force	655	3,896,765
Participation rate %	60.3	64.7
Employment rate %	53.9	59.9
Unemployment rate %	10.6	7.4

Source: Statistics Canada 2016.

<sup>7</sup> Labour force - Refers to persons who were either employed or unemployed. Unemployed - Refers to persons 15 years and over, excluding institutional residents, who, during the week (Sunday to Saturday) prior to Census Day (May 16, 2006), were without paid work or without self-employment work and were available for work and either:

- (a) had actively looked for paid work in the past four weeks;
- (b) were on temporary lay-off and expected to return to their job;
- (c) had definite arrangements to start a new job in four weeks or less.

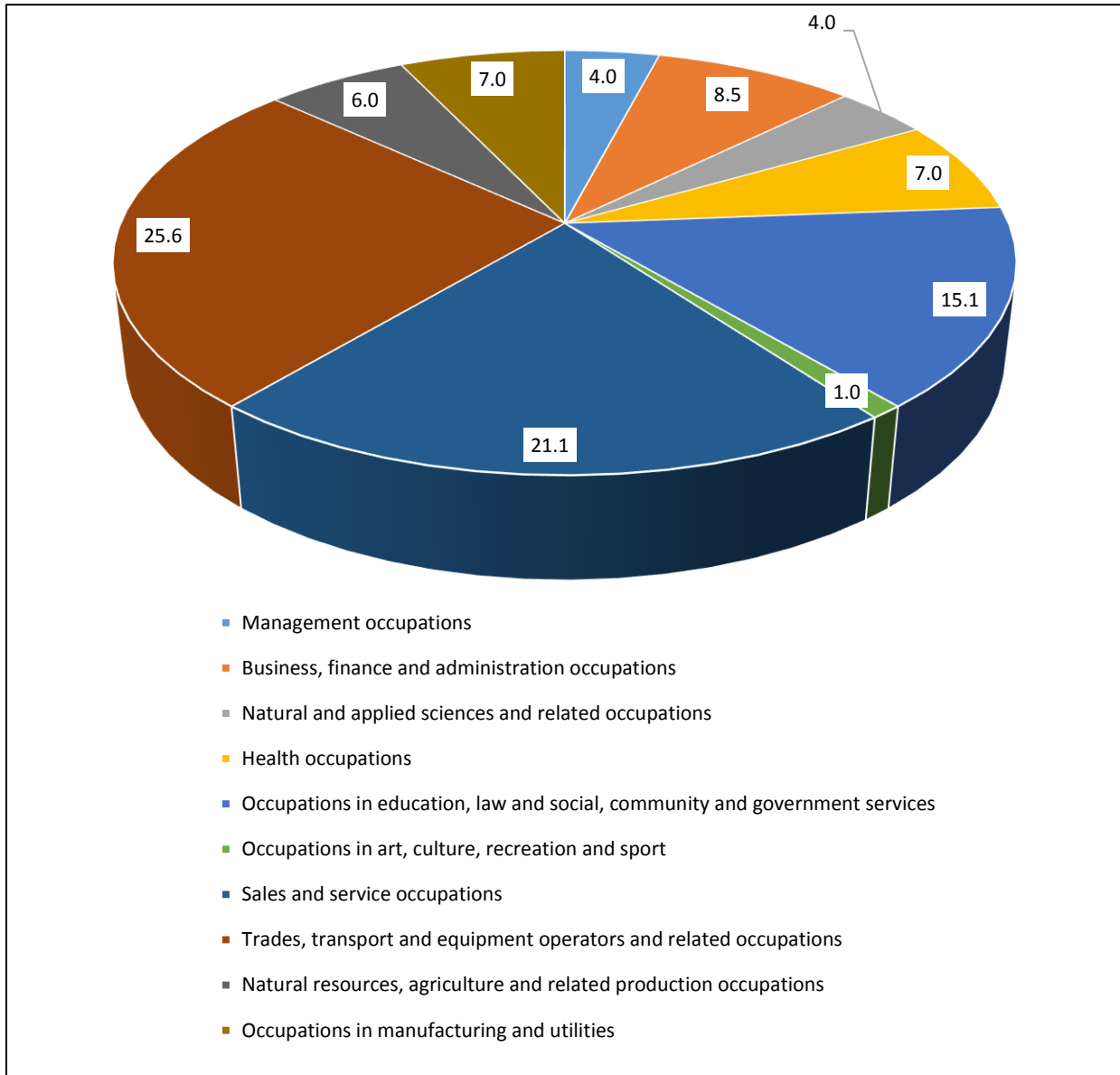
Participation rate - Refers to the labour force expressed as a percentage of the population 15 years and over excluding institutional residents. Employment rate - Refers to the number of persons employed expressed as a percentage of the total population 15 years and over excluding institutional residents. Unemployment rate - Refers to the unemployed expressed as a percentage of the labour force.

### 3.2 Labour Force by Occupation

Figure 4 and Table 12 illustrate Chapleau’s labour force make up by occupation:

- The Trades, transport and equipment operators and related occupations represent the largest occupational group (25.6%) in the community.
- The percentage of the labour force in Sales and service occupations (21.0%) is also substantial.

**Figure 4: Labour Force by Occupation<sup>8</sup>, 2016**



Source: Statistics Canada 2016.

<sup>8</sup> Percentage calculated based on all occupations excludes occupation-not applicable.

**Table 12: Labour Force by Occupation, 2016**

Characteristic <sup>9</sup>	Chapleau	Chapleau (%)	Ontario (%)
Total labour force aged 15 years and over by occupation	995	100.0	7,549,583
Occupation - Not applicable	10	5.3	1.5
All occupations	985	94.7	98.4
Management occupations	40	8.0	11.2
Business; finance and administration occupations	85	15.4	16.6
Natural and applied sciences and related occupations	40	2.0	7.2
Health occupations	70	3.2	5.7
Occupations in education; law and social; community and government services	150	11.4	11.7
Occupations in art; culture; recreation and sport	10	0.0	3.0
Sales and service occupations	210	18.6	22.6
Trades; transport and equipment operators and related occupations	255	24.3	12.6
Natural resources; agriculture and related production occupations	60	5.2	1.6
Occupations in manufacturing and utilities	70	6.4	5.1

Source: Statistics Canada 2016.

<sup>9</sup> National Occupational Classification (NOC) 2016 – 25% sample data.

### 3.3 Labour Force by Industry

The largest percentage of labour force (by industry) in Chapleau is employed in the Transportation and warehousing industry, which accounts for 13.5% of the labour force compared to 4.6% for Ontario. The percentage of labour force in the Health care and social assistance industry (12.5%) and in the Manufacturing industry (11.5%) locally are also high.

The following table indicates labour force by industry:

**Table 13: Labour Force by Industry, 2016**

Characteristic <sup>10</sup>	Chapleau	Chapleau (%)	Ontario (%)
Total labour force 15 years and over by industry	995	100.0	7,141,675
Industry - Not applicable	10	1.0	2.4
All industries	990	99.5	97.6
11 Agriculture, forestry, fishing and hunting	85	8.5	1.4
21 Mining and oil and gas extraction	15	1.5	0.4
22 Utilities	15	1.5	0.7
23 Construction	45	4.5	6.6
31-33 Manufacturing	115	11.5	9.5
41 Wholesale trade	0	0.0	3.8
44-45 Retail trade	100	1.0	10.9
48-49 Transportation and warehousing	135	13.5	4.6
51 Information and cultural industries	15	1.5	2.4
52 Finance and insurance	10	1.0	5.3
53 Real estate and rental and leasing	10	1.0	2.0
54 Professional, scientific and technical services	15	1.5	7.9
55 Management of companies and enterprises	0	0.0	0.2
56 Administrative and support, waste management and remediation services	25	2.5	4.7
61 Educational services	95	9.5	7.4
62 Health care and social assistance	125	12.5	10.5
71 Arts, entertainment and recreation	10	1.0	2.1
72 Accommodation and food services	60	6.0	6.7
81 Other services (except public administration)	35	3.5	4.1
91 Public administration	95	9.5	5.8

Source: Statistics Canada 2016.

<sup>10</sup> North American Industry Classification System (NAICS) 2012 - 25% sample data.

### 3.4 General Wages by Occupation

**Table 14: General Wages (Northeast Region, Ontario) by Occupation<sup>11</sup>**

Category	Low Wage (\$/hour)	Median Wage (\$/hour)	High Wage (\$/hour)
Engineering Managers (NOC 0211-0)	35.00	52.88	81.73
Restaurant and Food Service Managers (NOC 0631-0)	14.00	19.05	36.38
Supervisors, Petroleum, Gas and Chemical Processing and Utilities (NOC 9212-B)	14.19	27.00	49.76
Logging and Forestry Labourers (NOC 8616-D)	14.00	18.00	25.70
Labourers in Metal Fabrication (NOC 9612-D)	14.00	18.00	31.00
Machine Operators, Mineral and Metal Processing (NOC 9411-C)	16.40	25.00	34.00
Financial and Investment Analysts (NOC 1112-A)			
Supervisors, General Office and Administrative Support Clerks (NOC 1211-B)	14.00	25.00	39.73
Storekeepers and Partspersons (NOC 1522-C)	14.00	19.00	30.00
Industrial Instrument Technicians and Mechanics (NOC 2443-B)			
Retail Sales Supervisors (NOC 6211-B)	14.00	15.50	27.88
Transport Truck Drivers (NOC 7511-C)	14.00	20.25	28.00
Forestry Technologists and Technicians (NOC 2223-B)	20.53	22.75	27.00
Cashiers (NOC 6611-D)	14.00	14.00	14.00
Contractors and Supervisors, Heavy Equipment Operator Crews (NOC 7302-B)	19.23	31.00	45.41
Automotive Service Technicians, Truck and Bus Mechanics and Mechanical Repairers (NOC 7321-B)	14.90	24.95	36.00
Managers in Health Care (NOC 0311-0)	26.22	45.74	62.05
Registered Nurses and Psychiatric Nurses (NOC 3012-A)	23.00	37.40	45.00
Social Workers (NOC 4152-A)	23.00	33.00	41.00
Mine Labourers (NOC 8614-D)	17.00	22.00	37.83

Source: Produced by Government of Canada, Report generated on September 25, 2017.  
[https://www.jobbank.gc.ca/LMI\\_report\\_area.do?lang=eng&area=6363&reportOption=wage](https://www.jobbank.gc.ca/LMI_report_area.do?lang=eng&area=6363&reportOption=wage)

<sup>11</sup> For more wage rates please visit:  
[http://www.jobbank.gc.ca/LMI\\_report\\_area.do?lang=eng&area=6363&reportOption=wage](http://www.jobbank.gc.ca/LMI_report_area.do?lang=eng&area=6363&reportOption=wage)

### 3.5 Largest Employers

**Table 15: Largest Private Sector Employers**

Name	Sector	No. of Employees (approximate)
Ryam Lumber	Forestry	168
Canadian Pacific Railway	Transportation	105
True North Timber	Forestry	50
Goldcorp	Mining	43 (includes sub-contractors)
Chapleau Valu-Mart	Retail	37

Source: The Township of Chapleau

**Table 16: Largest Public Sector Employers**

Name	Sector	No. of Employees (approximate)
Chapleau Health Services	Health Care	114
Ministry of Natural Resources and Forestry	Provincial Government	90 (includes contract/summer positions)
Chapleau Elementary and Secondary School	Education	34
Chapleau Child Care Centre	Child Care and Education	30
Township of Chapleau	Municipal Government	25

Source: The Township of Chapleau.





## 4 Transportation and Shipping

### 4.1 Highways

Major arterial highways serving the region:

- Highway 129 connects Chapleau to Highway 101 and to Sudbury. Highway 129 also provides access to the Sault Ste. Marie US border crossing.
- Highway 101, provides access to Timmins and the Trans-Canada Highway.

**Table 17: Distance to Urban Centres**

<b>Distance to Major Urban Centres</b>		
	<b>Km</b>	<b>Miles</b>
Alliston	733	455
New York, NY	1,563	971
Buffalo, NY	933	579
Kingston	1,033	641
Kitchener/Waterloo	858	533
London	945	587
Montreal	1,056	656
North Bay	563	349
Ottawa	920	571
St. Catharines	885	549
Sault Ste. Marie	313	194
Thunder Bay	623	387
Toronto	789	490
Windsor	881	547

Source: McSweeney & Associates from Google Maps

**Table 18: Distance to Major US Border Crossings**

<b>Distance to Border Crossings</b>		
	<b>Km</b>	<b>Miles</b>
Massena/Cornwall	1,017	631
Ogdensburg/Prescott	987	613
Alexandria Bay/Ivy Lea	1,043	648
Lewiston/Queenston	905	562
Niagara Falls/Niagara Falls	902	560
Buffalo/Fort Erie	926	575
Detroit/Windsor	1,123	1,407
Port Huron/ Sarnia	1,062	659
Sault Ste. Marie/Sault Ste. Marie	313	194
Grand Portage/Thunder Bay	623	387
International Falls/Fort Frances	946	587
Baudette/Rainy River	1,036	643

Source: McSweeney & Associates from Google Maps

## 4.2 Rail Services

### **Canadian Pacific**

CP has numerous routing options across Canada and through the U.S. as well as excellent North American reach through gateways with all Class I railways. We have extensive Canadian and U.S. shortline partners and serve leading Atlantic and Pacific port facilities.

*Chapleau Office:*

50 Dufferin Street  
Chapleau, ON  
P0M 1K0  
Phone: 705-864-1214  
Fax: 705-864-2752

*Canadian Head Office:*

7550 Ogden Dale Rd S.E.  
Calgary, AB  
T2C 4X9  
Web: [www.cpr.ca](http://www.cpr.ca)

*Transload Facility:*

Mansour Group  
2502 Elm Street,  
PO Box 670 Stn B  
Sudbury, Ontario (ON) P3E 4R6  
Phone: 705-671-6642  
Fax: 705-682-4283

*Intermodal Facility:*

Vaughan Intermodal Terminal  
6830 Rutherford Road  
Kleinburg, ON  
L0J 1C0  
Phone: 1-888-333-8111  
Fax: 905-893-5027

### **VIA Rail**

VIA Rail Canada is an independent Crown corporation established in 1978. VIA operates trains in all regions of Canada over a network spanning the country from the Atlantic to the Pacific, and from the Great Lakes to Hudson Bay.

Mailing Address:

Customer Relations  
VIA Rail Canada Inc.  
PO Box 8116, Suc Centre-Ville  
Montréal, QC  
H3C 3N3  
Phone: 1-800-681-2561  
Fax: 514-871-6104  
Email: [customer\\_relations@viarail.ca](mailto:customer_relations@viarail.ca)  
Web: <http://www.viarail.ca/>

**CN Rail**

CN is a leader in the North American rail industry. Following its acquisition of Illinois Central in 1999, WC in 2001 and GLT in 2004, as well as its partnership agreement with BC Rail in 2004, CN provides shippers with more options and greater reach in the rapidly expanding market for north-south trade.

Headquarters:

935 de La Gauchetière Street West

Montreal, QC

H3B 2M9

Phone: 1-888-888-5909

Web: <http://www.cn.ca/en/index.htm>

Intermodal Terminals:

Airport Road & Intermodal Drive

76 Intermodal Drive

Brampton, ON

L6T 5K1

Web: [www.cn.ca/en/shipping-how-intermodal-terminals.htm](http://www.cn.ca/en/shipping-how-intermodal-terminals.htm)

## 4.3 Airports

### ***Chapleau Airport (YLD)***

Hwy 101 East  
Chapleau, ON  
P0M 1K0  
Phone: 705-864-1828  
Web: <http://www.chapleau.ca/en/townhall/airport.asp>

### ***Timmins Victor M. Power Airport***

(Formerly Timmins Airport)  
4599 Airport Road  
Timmins, ON  
P4N 7C3  
Phone: 705-360-2636  
Web: <http://timminsairport.com/>

### ***Sault Ste. Marie Airport***

1 - 475 Airport Road  
Sault Ste. Marie, ON  
P6A 5K6  
Phone: 705-779-3031  
Web: [www.saultairport.com/](http://www.saultairport.com/)

### ***Greater Sudbury Airport***

5000 Air Terminal Drive, Suite T202  
Garson, ON  
P3L 1V4  
Phone: 705-693-2514  
Web: [www.flysudbury.ca/](http://www.flysudbury.ca/)

### ***Toronto Pearson International Airport***

6301 Silver Dart Drive  
Mississauga, ON  
L5P 1B2  
Phone: 416-247-7678  
Web: [www.torontopearson.com/](http://www.torontopearson.com/)

### ***Ottawa International Airport (International Airport)***

Ottawa International Airport Authority  
1000 Airport Parkway Private, Suite 2500  
Ottawa, ON  
K1V 9B4  
Phone: 613-248-2125 or 613-248-2000 (Airport Authority Office)  
Web: [www.yow.ca/](http://www.yow.ca/)

## 4.4 Ports

### ***Port of Sault Ste. Marie***

Essar Steel Algoma Inc.  
105 West Street  
Sault Ste. Marie, ON  
P6A 7B4  
Phone: 705-945-2351  
Fax: 705-945-2203

Contact: Ron Spina  
Strategic Sourcing Manager – Raw Materials & Inbound Logistics  
Phone: 705-945-2551  
Email: [ron.Spina@essar.com](mailto:ron.Spina@essar.com)

### ***Michipicoten Harbour***

Wawa, ON  
P0S 1K0  
Bruce Staines  
Phone: 705-856-2988  
Email: [bstaines@yahoo.ca](mailto:bstaines@yahoo.ca)

### ***Port of Thunder Bay***

Thunder Bay Port Authority  
100 Main Street  
Thunder Bay, ON  
P7B 6R9  
Phone: 807-345-6400  
Fax: 807-345-9058  
Web: <http://www.portofthunderbay.com/>

The Port of Thunder Bay is located at the head of the Great Lakes/St. Lawrence Seaway System, a dynamic navigable waterway that stretches 3700 kilometres into the heart of the North American continent.

A one-way voyage through the Seaway to Thunder Bay takes about five days with ships 228.6 metres in length, 23.8 metres in width with a draft of 8.2 metres being elevated some 180 metres through 16 of the most efficient locks in the world.

***Port of Montreal (Ocean Port)***

Port of Montreal Building  
2100, Pierre-Dupuy Avenue, Wing 1  
Montreal, QC  
H3C 3R5  
Phone: 514-283-7011  
Fax: 514-283-0829  
Web: <http://www.port-montreal.com/en/index.html>

The Port of Montreal is one of the safest international ports in the world. It is 1,000 km from Chapleau.

***Ports Toronto (Ocean Port)***

60 Harbour Street  
Toronto, ON  
M5J 1B7  
Phone: 416-863-2000  
Fax: 416-863-4830  
Web: <http://www.portstoronto.com/>

The Port of Toronto provides immediate access to marine routes, major highways and rail facilities, serving as a transportation hub for a much wider market, including all of Ontario, Northwestern Quebec, Midwest Canada and Northeastern U.S.A. It is 790 km away from Chapleau.

## 5 Taxes and Utilities

### 5.1 Local Property Tax Rates

**Table 19: Local Property Tax Rates, 2018**

Property Class	Total Tax Rates
Residential	0.03079673
Multi-Residential	0.04623900
Commercial Occupied	0.05245161
Commercial Excess Land	0.03671614
Commercial Vacant Land	0.03671614
Industrial Occupied	0.08178505
Industrial Excess Land	0.05316028
Industrial Vacant Land	0.05316028
Farm Occupied	0.00769918

Source: Township of Chapleau

**Table 20: Provincial Land Tax Rates, 2015**

Property Class	Tax Rate Inside School Boards	Tax Rates Outside School Boards
Residential	0.001717	0.000354
Multi-Residential	0.001717	0.000354
Farm	0.000429	0.000088
Managed Forest	0.000429	0.000088
Commercial	0.000694	0.000694
Industrial	0.000542	0.000542
Pipeline	0.002453	0.002453

Source: Ontario Ministry of Finance

**Table 21: Provincial Land Tax Rate: Railway Companies and Power Utilities**

Property Ownership	Type of Land/Land Use	Rate Per Acre
Railway Company	Roadway or right-of-way	\$0.12
Prescribed Power Utility	Land as a transmission or distribution corridor	\$2.65

Source: Ontario Ministry of Finance

For more information on Provincial Land Tax go to <http://www.fin.gov.on.ca/en/tax/plt/> or contact the Provincial Land Tax Office in Thunder Bay at [plt@thunderbay.ca](mailto:plt@thunderbay.ca) or by phone at 1-866-400-2122.

## 5.2 Federal and Provincial Income Tax Rates

**Table 22: 2018 Corporate Taxes – Non-Canadian Controlled**

	Manufacturing & Processing Income	Active Business Income	Investment Income
<b>Federal rates</b>			
General corporate rate	38.0%	38.0%	38.0%
Federal abatement	(10.0)	(10.0)	(10.0)
	28.0	28.0	28.0
M&P deduction	(13.0)	0.0	0.0
Rate deduction	0.0	(13.0)	(13.0)
Net federal Rate	15.0	15.0	15.0
<b>Provincial/Territorial Rates</b>			
<b>Ontario</b>	<b>10.0</b>	<b>11.5</b>	<b>11.5</b>

Source: <https://home.kpmg.com/content/dam/kpmg/ca/pdf/2018/04/substantively-enacted-tax-rates-for-general-corporations-for-2018-and-beyond.pdf>

**Table 23: 2018 Corporate Taxes – Canadian Controlled**

	Small Business Income up to \$500,000	Active Business Income	Investment Income
<b>Federal rates</b>			
General corporate rate	38.0%	38.0%	38.0%
Federal abatement	(10.0)	(10.0)	(10.0)
	<b>28.0</b>	<b>28.0</b>	<b>28.0</b>
Small business deduction	(18.0)	0.0	0.0
Rate reduction	0.0	(13.0)	0.0
Refundable Tax	0.0	0.0	10.7
Net federal Rate	<b>10.0</b>	<b>15.0</b>	<b>38.7</b>
<b>Provincial/Territorial Rates</b>			
<b>Ontario</b>	<b>3.5</b>	<b>11.5</b>	<b>11.5</b>

Source: <https://home.kpmg.com/content/dam/kpmg/ca/pdf/2018/04/federal-and-provincial-territorial-tax-rates-for-income-earned-by-a-ccpc-2018.pdf>





**Table 24: Ontario's Capital Tax Elimination Plan**

Date	Deduction (\$M)	*M&P and Resources	Regular Corporations	First \$400M of Taxable Capital	Taxable Capital above \$400M	
					Non-Deposit Taking	Deposit Taking
		Eliminated				
4-Jan-09	15		0.225	0.45	0.54	0.675
5-Jan-10	15		0.15	0.3	0.36	0.45
1-Jul-10			Eliminated			

Source: <http://www.fin.gov.on.ca/en/tax/capital/>

**Table 25: Personal Income Tax, 2018<sup>12</sup>**

Taxable Income (\$CDN)	2018 Marginal Tax Rates			
	Marginal Rate	Capital Gains	Canadian Dividends	
			Eligible Dividends	Small Business Dividends
first \$40,120	20.05%	10.03%	-6.86%	5.35%
over \$40,120 up to \$43,953	24.15%	12.08%	-1.20%	10.19%
over \$43,953 up to \$70,651	31.15%	15.58%	8.46%	18.45%
over \$70,651 up to \$80,242	32.98%	16.49%	10.99%	20.61%
over \$80,242 up to \$83,237	35.39%	17.70%	14.31%	23.45%
over \$83,237 up to \$87,907	39.41%	19.70%	19.86%	28.19%
over \$87,907 up to \$136,270	43.41%	21.70%	25.36%	32.91%
over \$136,270 up to \$150,000	46.41%	23.20%	29.52%	36.45%
over \$150,000 up to \$220,000	47.97%	23.98%	31.67%	38.29%
over \$220,000	49.53%	24.76%	33.82%	40.13%

Source: <http://www.taxtips.ca/taxrates/on.htm>

**Table 26: Sales Tax**

Sales Tax	Before July 1, 2010	2014
GST (goods and services tax)	5%	
PST (provincial sale tax or retail sales tax)	8%	
HST (harmonized sales tax)		13%

Source: <http://www.cra-arc.gc.ca/tx/bsnss/tpcs/gst-tps/rtg-eng.html>

<sup>12</sup> Combined Federal & Provincial Tax Brackets and Tax Rates Including Surtaxes

### 5.3 Waste Management

The Township of Chapleau operates and maintains the municipal landfill site. The landfill site is located on Highway 129.

Hours of Operation:

Tuesdays - Fridays: 10:00 a.m. to 2:00 p.m.

Saturdays: 10:00 a.m. to 4:00 p.m.

Sundays, Mondays and Holidays: Closed

**Table 27: Landfill and Tipping Fees (2018)**

Category	Tokens <sup>13</sup> Required
Up to three (3) Garbage Bags, under 40 lbs	2 (Blue)
Per car trunk / Small utility trailer or Partial ¼ or ½ ton truck box	5 (Blue)
Per ¼ ton truck box (1.6 yd <sup>3</sup> capacity)	6 (Blue)
Per ½ ton truck box (2.4 yd <sup>3</sup> capacity)	7 (Blue)
Per ¾ ton truck box (3.0 yd <sup>3</sup> capacity)	12 (Blue)
Per 1 ton truck box or Tandem axle trailer (3.5 yd <sup>3</sup> capacity)	14 (Blue)
Per 3 ton truck box (5.0 yd <sup>3</sup> capacity)	20 (Blue)
Per 5 ton truck box - one axle (8.0 yd <sup>3</sup> capacity)	32 (Blue)
Per Tandem - two axles (12.0 yd <sup>3</sup> capacity)	48 (Blue) Non-Res. 96
Per Tandem - two axles (15.0 yd <sup>3</sup> capacity)	60 (Blue) Non-Res. 120
Per Tandem - two axles (20.0 yd <sup>3</sup> capacity)	80 (Blue) Non-Res 160
Per Tri-Axle – three axles (25.0 yd <sup>3</sup> capacity)	100 (Blue) Non-Res 200
Per each additional cubic yard over 25.0 yd <sup>3</sup>	10 (Blue) Non-Res. 20
Compacted Refuse (e.g. refuse collection truck) per yard	12 (Blue) Non-Res 24
Passenger tire (rim off) (up to 20" rim size)	5 (Red)
Commercial truck tire (rim off) (up to 24" rim size)	15 (Red)
Derelict vehicles (Free of all fluids, tires, and batteries)	101 (Blue)
All tokens will be in denominations of \$1.00, \$5.00, \$25.00 and \$50.00 (1 token = \$ 1.00, HST not required). Acceptance of any waste material is at the complete discretion of the Corporation of the Township of Chapleau. The Corporation reserves the right to refuse the disposal of any waste material. Those individuals wishing to deposit large quantities of waste, must receive written approval from the Corporation. For further information regarding this user fee system, or the landfill site in general, please feel free to contact the Public Works Superintendent at 705-864-1334.	

Source: Township of Chapleau, <http://www.chapleau.ca/en/townshipservices/landfill.asp>

<sup>13</sup> Tokens may only be purchased at the Chapleau Civic Center (Mon - Fri 8:30 a.m. to 4:30 p.m.)

## 5.4 Communications Infrastructure

**Table 28: Communications Infrastructure**

Service	Company Name
Local Internet Provider	Vianet, Bell, Ontera
Satellite TV	Bell, Shaw

Source: Township of Chapleau

## 5.5 Electricity

Service Provider: Chapleau Public Utilities Corporation

Phone: 705-864-0111

Web: <http://www.chapleau.ca/en/townshipservices/publicutilities.asp>

**Table 29: Chapleau Public Utilities Corporation Electricity Rates**

Monthly Rates and Charges rates	Effective May 1, 2018
<b>General Service Less Than 50 kW</b>	
Service Charge	\$35.18
Rate Rider Smart Meter entity Charge – effective until October 31, 2018	\$0.57
Distribution Volumetric Rate	\$0.0179/kWh
Low Voltage Service Rate	\$0.0006/kWh
Retail Transmission Rate - Network Service Rate	\$0.0060/kWh
Retail Transmission Rate - Line & Transformation Connection Service Rate	\$0.0016/kWh
Wholesale Market Service Rate	\$0.0032/kWh
Wholesale Market Service Rate - CBR	0.0004/kWh
Rural Rate Protection Charge	\$0.0003/kWh
Standard Supply - Administrative Charge (if applicable)	\$0.25
Debt retirement – effective April 1, 2018	removed
<b>General Service 50 to 4,999 kW</b>	
Service Charge (Distribution Fixed)	\$193.66
Distribution Volumetric Rate	\$3.6185/kWh
Low Voltage service Rate	\$0.2256/kWh
Retail Transmission Rate – Network Service Rate (TRN)	\$2.5062/kWh
Retail Transmission Rate – Line & Transformation Connection Service Rate (TRC)	\$0.5763/kWh
Wholesale Market Service Rate (IMO)	\$0.0032/kWh
Wholesale Market Service Rate (CBR)	\$0.0004/kWh
Rural Rate Protection Charge (RRA)	\$0.0003/kWh
Standard Supply – Administrative Charge (if applicable)	\$0.25

Source: Chapleau Public Utilities Corporation (CPUC): <http://www.chapleau.ca/en/townshipservices/ratesdocuments.asp>

**Table 30: Water Fees**

<b>Waterworks Monthly Rate Structure [Effective January 1, 2018]</b>	
<b>Water Rate</b>	
Quarterly Water Billings	\$240.24
<b>Sanitary Sewer Rate</b>	
Quarterly Wastewater Billing	\$113.63

Source: Township of Chapleau

**Table 31: Plumbing Inspection Fees**

<b>Plumbing Inspection Fees</b>	
For each plumbing fixture	\$5 base fee
For each soil stack	\$3
For each interceptor	\$3
4 inch building drains, storm drains, sewer or storm sewer	\$3
5 inch building drains, storm drains, sewer or storm sewer	\$3 per 25 lineal metres
6 inch building drains, storm drains, sewer or storm sewer	\$4 per 25 lineal metres
8 inch building drains, storm drains, sewer or storm sewer	\$5 per 25 lineal metres
For each additional inspection	\$8 per 25 lineal metres
For each plumbing fixture	\$15

Source: Township of Chapleau

## 6 Building and Development Related Fees

### 6.1 Development Related Fees

**Table 32: Permit Fees**

Permit Fees	Construction Value
\$30 base fee	≤ \$1,000
Add \$8 per \$1,000 Construction Value	≤ \$100,000
Add \$4 per \$1,000 Construction Value	> \$100,000

Source: Township of Chapleau

**Table 33: Application Fees**

Planning Fees	
Zoning By-Law Amendment (minor)	\$400
Zoning By-Law Amendment (major)	\$600
Official Plan Amendment (OPA)	\$600
Minor Variance	\$300
Zoning Searches	\$50
Consent Application	\$300

Source: Township of Chapleau

**Table 34: Infrastructure Installation Fees**

Building Fees	
Water and Sewer Line Connections	\$800 (each)
Water On/Off	\$40
Water Thawing (reg. work hrs, 2 hr. limit)	\$150 (1 <sup>st</sup> )
"	\$200 (2 <sup>nd</sup> )
"	\$300 (3 <sup>rd</sup> )

Source: Township of Chapleau

For further information, please contact:

**Township of Chapleau**  
**20 Pine Street W, PO Box 129**  
**Chapleau, ON**  
**P0M 1K0**  
**Phone: 705-864-1330**  
**Web: [www.chapleau.ca](http://www.chapleau.ca)**

## 7 Business Support Programs and Services

### 7.1 Government

#### ***Township of Chapleau***

20 Pine Street West  
PO Box 129  
Chapleau, ON P0M 1K0  
Phone: 705-864-1330  
Fax: 705-864-1824  
Web: <http://www.chapleau.ca>

#### ***Service Ontario***

Main Floor, 190 Cherry Street  
Chapleau, ON P0M 1K0  
General Inquiry: 1-800-267-8097  
Health Card Inquiry: 1-888-376-5197  
Driver & Vehicle Inquiry: 1-800-387-3445  
Web: [www.services.gov.on.ca](http://www.services.gov.on.ca)

#### ***The Manitoulin-Sudbury District Services Board (DSB)***

Integrated Social Services  
Box 1299, 12 Birch Street East  
Chapleau, ON P0M 1K0  
Phone: 705-864-0430  
Toll free: 1-877-245-5595  
Toll free Fax: 1-866-397-3334  
Web: <http://www.msdsb.net/>

#### ***Carol Hughes, MP***

255 Hwy 108 N (Main Office)  
Elliot Lake, ON P5A 2L9  
Phone: 705-848-8080  
Toll free 1-855-297-4200  
Fax: 705-848-1818  
Email: [carol.hughes@parl.gc.ca](mailto:carol.hughes@parl.gc.ca)  
Web: <http://carolhughes.ndp.ca/>

#### ***Michael Mantha, MPP***

Unit 310, Lester B Pearson Civic Ctr.  
255 Highway 108th North  
Elliot Lake, ON P5A 2T1  
Phone: 705-461-9710  
Toll Free: 1-800-831-1899  
Fax: 705-461-9720  
Email: [mmantha-co@ndp.on.ca](mailto:mmantha-co@ndp.on.ca)  
Web: <http://www.michaelmantha.com/>

#### ***Ministry of Northern Development and Mines***

Joel LaFrance  
Northern Development Officer – Sault Ste.  
Marie and Area  
191 Cherry Street  
Chapleau, ON P0M 1K0  
Phone: 705-864-4167  
Email: [joel.lafrance@ontario.ca](mailto:joel.lafrance@ontario.ca)

#### ***FedNor / Industry Canada***

Lisa McHugh  
Community Economic Development Officer  
2 Queen Street East  
Sault Ste. Marie, ON P6A 1Y3  
Phone: 705-941-2027  
Fax: 705-941-2085  
Email: [lisa.mchugh@ic.gc.ca](mailto:lisa.mchugh@ic.gc.ca)

## 7.2 Non-Governmental Organizations

***APANO: Aboriginal Peoples Alliance  
of Northern Ontario***

8 Lorne Street

P.O. Box 1210

Chapleau, ON P0M 1K0

Phone: 705-864-0556

Fax: 705-864-0882



## 7.3 Education, Employment and Training

### 7.3.1 Post-Secondary Institutions in Northern Ontario

<p><b>Algoma University</b>                      1520 Queen Street East                      Sault Ste. Marie, ON                      P6A 2G4                      Phone: 705-949-2301                      Web: <a href="http://www.algomau.ca">www.algomau.ca</a></p>	<p><b>Laurentian University</b>                      935 Ramsey Lake Road                      Sudbury, ON                      P3E 2C6                      Phone: 705-675-1151                      Web: <a href="http://www.laurentian.ca">www.laurentian.ca</a></p>
<p><b>Nipissing University</b>                      100 College Drive                      North Bay, ON                      P1B 8L7                      Phone: 705-474-3450                      Web: <a href="http://www.nipissingu.ca">www.nipissingu.ca</a></p>	<p><b>Université de Hearst a Timmins</b>                      395 Theriault Blvd.                      Timmins, ON                      P4N 3K6                      Phone: 705-267-2144                      Web: <a href="http://www.uhearst.ca">www.uhearst.ca</a></p>
<p><b>Northern College</b>                      4715 Highway 101 East                      South Porcupine, ON                      P0N 1H0                      Phone: 705-235-3211                      Web: <a href="http://www.northernnc.on.ca/timmins-campus">www.northernnc.on.ca/timmins-campus</a></p>	<p><b>Lakehead University</b>                      955 Oliver Road                      Thunder Bay, ON                      P7B 5E1                      Phone: 807-343-8110                      Web: <a href="http://www.lakeheadu.ca">www.lakeheadu.ca</a></p>
<p><b>Anishinabek Educational Institute</b>                      1 Migizii Miikan Rd, PO Box 711                      North Bay, ON                      P1B 8J8                      Phone: 705-497-9127                      Web: <a href="http://www.aeipostsecondary.ca">www.aeipostsecondary.ca</a></p>	<p><b>Collège André-Grasset - A Fugereville</b>                      Fugèreville, QC                      Phone: 514-381-4293                      Web: <a href="http://www.grasset.qc.ca">www.grasset.qc.ca</a></p>
<p><b>Northern College - Haileybury Campus</b>                      640 Latchford Street, Box 2060                      Haileybury ON                      P0J 1K0                      Phone: 705-672-3376                      Web: <a href="http://www.northernnc.on.ca/haileybury-campus">www.northernnc.on.ca/haileybury-campus</a></p>	<p><b>Laurentian University - University De Hearst</b>                      Mailbag 580                      60 9th Street                      Hearst, ON                      P0L 1N0                      Phone: 705-372-1781                      Web: <a href="http://www.uhearst.ca">www.uhearst.ca</a></p>



*7.3.2 Adult and Distance Education*

**Contact North**

4 Maple Street, PO Box 309  
Chapleau, ON  
P0M 1K0  
Phone: 705-864-1410  
Fax: 705-864-1404  
Email: [chapleau@contactnorth.ca](mailto:chapleau@contactnorth.ca)

**Independent Learning**

Chapleau Learning Centre  
34 Birch Street, PO Box 1109  
Chapleau, ON  
P0M 1K0  
Phone: 705-864-2323  
Fax: 705-864-1955  
Email: [clearn@adsb.on.ca](mailto:clearn@adsb.on.ca)  
Web:  
<http://www.chapleaulearningcentre.com>

**FormationPLUS**

69 Birch Street, PO Box 714  
Chapleau, ON  
P0M 1K0  
Phone: 705-864-2763  
Fax: 705-864-2822  
Email: [formationplus@vianet.ca](mailto:formationplus@vianet.ca)  
Web: <http://quatrain.org/fr/fplus/>

FormationPLUS is a non-profit organization with a mandate to serve the francophone residents of Chapleau and surrounding areas in communications, mathematics, science, computing, general interest courses and employability.



## 7.4 Financial

### **RBC Royal Bank**

33 Birch Street  
Chapleau, ON  
P0M 1K0  
Phone: 705-864-0570  
Web: [www.RBC.com](http://www.RBC.com)

### **Northern Credit Union**

34 Birch Street  
Chapleau, ON  
P0M 1K0  
Phone: 705-864-1841  
Web: [www.northernku.com](http://www.northernku.com)

## 7.5 Real Estate

### **Chapleau Real Estate Limited**

106 Birch Street  
PO Box 158  
Chapleau, ON  
P0M 1K0  
Phone: 705-864-1115  
Fax: 705-864-1100  
Email: [lisa@chapleurealestate.com](mailto:lisa@chapleurealestate.com)  
Web: <http://www.chapleurealestate.com>

### **R.T. McKee Realty Ltd – Brokerage**

Rita T. McKee-Gavan, Broker of Record  
24 Aberdeen Street South  
PO Box 214  
Chapleau, ON P0M 1K0  
Tel: 705-864-1775  
Fax: 705-864-1776  
Email: [rita@rtmckeerealty.com](mailto:rita@rtmckeerealty.com)  
Web: [www.rtmckeerealty.com](http://www.rtmckeerealty.com)

For a complete listing of industrial and business properties, please contact:

**Township of Chapleau**  
**20 Pine Street W, PO Box 129**  
**Chapleau, ON P0M1K0**  
**Phone: 705-864-1330**  
**Web: [www.chapleau.ca](http://www.chapleau.ca)**



## 8 Quality of Life

During the summer, make Chapleau the starting point for your adventure, and explore early 24,000 square km of canoe country, go fishing on one of the many surrounding lakes or spend a night under the stars at one of four nearby provincial parks. Discover a new trail on your ATV, or hike down a Crown game preserve nature trail and try to spot wildlife at one of many viewing stations. The Chapleau area is also home to approximately 25 remote tourism operations and lodges which provide hunting, fishing, and eco-tourism opportunities.

In winter, enjoy a game of hockey, or try figure skating or curling at the Chapleau recreation and Community Complex. Winter weather also provides endless opportunities for outdoor activities such as ice fishing, snowshoeing, and cross-country skiing on - approximately 12 km of trails, or snowmobiling on hundreds of km of groomed trails. Hit the slopes at the Chapleau Ski Club, which offers a vertical drop of 130 feet, and a run of over 1000 feet.

For those who prefer to stay indoors, the Chapleau recreation and Community Complex hosts community events throughout the year, and the francophone Cultural Centre and first nations communities offer distinct cultural experiences.

### 8.1 Housing Characteristics

**Table 35: Residential Assessment Property Values, MPAC 2016**

Property Type	Median Assessment
Single family detached (not on water)	\$77,00
Semi-detached residential	\$42,000
Single family detached on water	\$107,500

Source: MPAC 2016.

**Table 36: Dwelling Characteristics, 2016**

Characteristics	Chapleau	Ontario
Total number of occupied private dwellings	870	5,169,175
Average number of rooms per dwelling	6.1	6.3
Owned	620	3,601,825
Rented	250	1,559,720
Average value of dwelling \$	119,358	506,409

Source: Statistics Canada 2016.

## 8.2 Health, Social and Community Services

### 8.2.1 Health and Social Services

#### **Chapleau Child Care Centre de Garde D'Enfants**

28 Golf Course Road  
Chapleau, ON  
P0M 1K0  
Phone: 705-864-1886  
Web: [www.chapleauchildcare.ca](http://www.chapleauchildcare.ca)

#### **Child, Youth and Family Services Centre**

34 Birch Street East  
Chapleau, ON  
P0M 1K0  
Phone: 705-864-0860  
Web: [www.cfcnorth.ca](http://www.cfcnorth.ca)

#### **Service Canada**

Chapleau Scheduled Outreach Site  
12 Birch Street  
Chapleau, ON  
P0M 1K0  
Phone: 1-800-622-6232  
Web: [www.servicecanada.gc.ca](http://www.servicecanada.gc.ca)  
Open: 3<sup>rd</sup> Tuesday of every Month, 8:30am-2:30pm



### *8.2.2 Regional Health Services*

#### ***Chapleau General Hospital***

Services de santé de Chapleau Health Services  
6 Broomhead Road  
Chapleau, ON  
P0M 1K0  
Phone: 705-864-1520  
Email: [communications@sschs.ca](mailto:communications@sschs.ca)  
Web: [www.sschs.ca](http://www.sschs.ca)

#### ***Chapleau Medical Centre***

2 Broomhead Road  
Chapleau, ON  
P0M 1K0  
Phone: 705-864-0210

#### ***Turning Point (Mental Health Service)***

6 Broomhead Road  
Chapleau, ON  
P0M 1K0  
Phone: 705-864-1520  
Web: [www.sschs.ca](http://www.sschs.ca)

#### ***Sudbury & District Health Unit***

101 Pine Street  
Chapleau, ON  
P0M 1K0  
Phone: 705-864-1610  
Web: [www.sdhu.com](http://www.sdhu.com)

#### ***Cedar Grove (Supported Independent Living)***

6 Broomhead Road  
Chapleau, ON  
P0M 1K0  
Phone: 705-864-1520  
Web: [www.sschs.ca](http://www.sschs.ca)

#### ***Bignucolo Residence (Long-term Care Facility)***

6 Broomhead Road  
Chapleau, ON  
P0M 1K0  
Phone: 705-864-1520  
Web: [www.sschs.ca](http://www.sschs.ca)

#### ***Telehealth Ontario***

Phone: 1-866-797-0000  
Free Access to a Registered Nurse

## 8.3 Education

**Table 37: Chapleau Schools**

Elementary Schools			
School Name	Location	Phone	Web
Chapleau Public School	20 Teak Street	705-864-1170	<a href="http://www.adsb.on.ca">www.adsb.on.ca</a>
École élémentaire catholique Sacré-cœur	14 Strathcona Street	705-864-0281	<a href="http://www.nouvelon.ca">www.nouvelon.ca</a>
Our Lady of Fatima Catholic School	14 Strathcona Street	705-864-1081	<a href="http://www.hscdsb.on.ca">www.hscdsb.on.ca</a>
Secondary Schools			
School Name	Location	Phone	Web
Chapleau High School	20 Teak Street	705-864-1452	<a href="http://www.adsb.on.ca">www.adsb.on.ca</a>
École secondaire catholique Trillium	9 Broomhead Road	705-864-1211	<a href="http://www.nouvelon.ca">www.nouvelon.ca</a>

Source: The Township of Chapleau

## 8.4 Emergency and Protective Services

<b>Emergency Phone Number</b> Phone: 911	<b>Crisis Intervention</b> Phone: 705-675-4760	<b>Ontario Provincial Police</b> Phone: 1-888-310-1122
<b>Poison Information</b> Phone: 1-800-268-9017, 1-877-750-2233 (TTY Only)	<b>Drug &amp; Alcohol Treatment Info Line</b> Phone: 1-800-565-8603	<b>Communications Centre</b> Phone: 1-888-310-1133 (TTY only)
<b>Crime Stoppers</b> Phone: 1-800-222-8477	<b>Kids Help Phone</b> Phone: 1-800-668-6868	<b>Wife Assault Helpline</b> Phone: 1-800-461-2242
<b>Environmental Spill Reporting</b> Phone: 1-800-268-6060	<b>Ontario Problem Gambling Helpline</b> Phone: 1-888-230-3505	<b>Air-Sea Search and Rescue</b> Phone: 1-800-267-7270
<b>Assaulted Women's Helpline</b> Phone: 1-866-863-0511, 1-866-863-7868 (TTY Only)	<b>Telehealth Ontario</b> Phone: 1-866-797-0000, 1-866-797-0007 (TTY only)	<b>Forest Fire and Flood Reporting</b> Phone: 1-888-863-3473

## 8.5 Recreation and Tourism

For more on where to stay and what to do in Chapleau, please visit the Township of Chapleau’s website: [www.chapleau.ca](http://www.chapleau.ca)

## 8.6 Events

**Table 38: Annual Events**

Annual Events	
Name of Event	Date
Relay for Life	TBD
Brunswick House First Nation Pow Wow	TBD
Chapleau Cree First Nation Pow Wow	TBD
Chapleau Arts and Crafts Fall Fair	TBD
Chapleau General Hospital Annual Golf Classic	TBD
Centre Culturel Louis-Hémon de Chapleau Hunters’ Ball	TBD
Community Christmas Tree Lighting	TBD
Winter Carnival	TBD
Chapleau Arts and Crafts Fall Fair	TBD
National Aboriginal Day Celebrations	June 21 <sup>st</sup>
Canada Day Celebrations and Fireworks	July 1 <sup>st</sup>
Franco-Ontarian Day	September 25 <sup>th</sup>
Remembrance Day Ceremonies	November 11 <sup>th</sup>
CP Rail Holiday Train	November/December
Rotary Club of Chapleau Ice Fishing Derby	February
Wildwood Bible Camp	June-August

Source: The Township of Chapleau

## 8.7 Local Media

**Table 39: Newspapers**

Newspaper	Contact
Chapleau Express	14 Richard Chapleau, ON P0M 1K0 Phone: 705-864-2579 Web: <a href="http://www.chapleauexpress.ca">www.chapleauexpress.ca</a>
Northern Ontario Business	158 Elgin Street Sudbury, ON P3E 3N5 Phone: 705-673-5705

Source: The Township of Chapleau

## Township of Chapleau Community Profile

**Table 40: Radio Stations**

Radio Station	Affiliation
CJWA-1 at FM 100.7	JJAM FM
CHAP at FM 95.9	CHYC-FM Sudbury
CFJW at FM 93.7	Township Emergency Alert System
CBON-28 at FM 91.9	Radio-Canada
CBCU at FM 89.9	CBC Radio One
CHYC-FM 98.9	Le Loup

Source: The Township of Chapleau

**Table 41: Cable Service and Television**

Name	Phone
Vianet	705-860-9996 x3000
Bell TV	1-888-310-2355
Shaw	1-888-554-7827
TV Station	Affiliation
CTV Northern Ontario	CTV News

Source: The Township of Chapleau



## Appendix - Incentives

### ***Capital Funding Programs***

NextGen Biofuels Fund - Sustainable Development Technology Canada  
[http://www.sdte.ca/index.php?page=nextgen-funding-niche&hl=en\\_CA](http://www.sdte.ca/index.php?page=nextgen-funding-niche&hl=en_CA)

SD Tech Fund - Sustainable Development Technology Canada  
[http://www.sdte.ca/index.php?page=sdtech-funding-niche&hl=en\\_CA](http://www.sdte.ca/index.php?page=sdtech-funding-niche&hl=en_CA)

Business Development Bank of Canada  
<http://www.bdc.ca/en/home.htm>

Community Futures Program - Ontario  
[http://www.icce.ca/eic/site/fednor-fednor.nsf/eng/h\\_fn01468.html](http://www.icce.ca/eic/site/fednor-fednor.nsf/eng/h_fn01468.html)

SMART Program - Canadian Manufacturers & Exporters  
<http://www.cme-smart.ca/>

NOHFC - Northern Energy Program  
[http://www.mndm.gov.on.ca/nohfc/programs/northern\\_energy\\_e.asp](http://www.mndm.gov.on.ca/nohfc/programs/northern_energy_e.asp)

Strategic Aerospace and Defence Initiative - Industry Canada  
[http://ito.ic.gc.ca/eic/site/ito-oti.nsf/eng/h\\_00022.html](http://ito.ic.gc.ca/eic/site/ito-oti.nsf/eng/h_00022.html)

FuturPreneur Canada (Formerly CYBF)  
<https://www.futurpreneur.ca/en/>

NOHFC - Emerging Technology Program  
[http://www.mndm.gov.on.ca/nohfc/programs/emerging\\_technology\\_e.asp](http://www.mndm.gov.on.ca/nohfc/programs/emerging_technology_e.asp)

Eastern Ontario Development Fund - Ministry of Economic Development  
<http://www.omafra.gov.on.ca/english/food/industry/east-ont-dev-fund.htm>

Ontario Innovation Demonstration Fund  
<https://www.mentorworks.ca/what-we-offer/government-funding/capital-investment/idf/>

Rural Economic Development (RED) Program  
<https://www.ontario.ca/page/rural-economic-development-program>

Ontario Emerging Technologies Fund - Ontario Capital Growth Corporation  
<http://www.ocgc.gov.on.ca/site/en/funds/ontario-emerging-technologies-fund/>

Canada Small Business Financing Program - Industry Canada  
<http://www.ic.gc.ca/eic/site/csbfp-pfpec.nsf/eng/Home>

### ***Commercialization Funding Programs***

Ontario Centres of Excellence Inc.

<http://www.oce-ontario.org/programs>

NextGen Biofuels Fund - Sustainable Development Technology Canada

[http://www.sdte.ca/index.php?page=nextgen-funding-niche&hl=en\\_CA](http://www.sdte.ca/index.php?page=nextgen-funding-niche&hl=en_CA)

SD Tech Fund - Sustainable Development Technology Canada

[http://www.sdte.ca/index.php?page=sdtech-funding-process&hl=en\\_CA](http://www.sdte.ca/index.php?page=sdtech-funding-process&hl=en_CA)

NOHFC - Emerging Technology Program

[http://www.mndm.gov.on.ca/nohfc/programs/emerging\\_technology\\_e.asp](http://www.mndm.gov.on.ca/nohfc/programs/emerging_technology_e.asp)

Ontario Research Fund - Ontario Ministry of Research and Innovation

<http://www.mri.gov.on.ca/english/programs/ResearchFund.asp>

Conservation Fund

<http://www.ieso.ca/get-involved/funding-programs/conservation-fund/cf-overview>

Eastern Ontario Development Fund - Ministry of Economic Development

<http://www.omafra.gov.on.ca/english/food/industry/east-ont-dev-fund.htm>

Health Technology and Commercialization Program (HTCP)

<http://www.oce-ontario.org/programs/commercialization-programs/health-technologies-fund/how-it-works>

Industrial assistance Research Program (IRAP)

<https://www.nrc-cnrc.gc.ca/eng/irap/>

MaRS Discovery District (MaRS)

[www.marsdd.com](http://www.marsdd.com)

### ***Digital Media Funding Programs***

Digital Technology Adoption Pilot Program (DTAPP)

<https://www.nrc-cnrc.gc.ca/eng/irap/dtapp/resources/index.html>

NOHFC - Emerging Technology Program

[http://www.mndm.gov.on.ca/nohfc/programs/emerging\\_technology\\_e.asp](http://www.mndm.gov.on.ca/nohfc/programs/emerging_technology_e.asp)

Ontario Film and Television Tax Credit (OFTTC)

[http://www.omdc.on.ca/film\\_and\\_tv/tax\\_credits/OFTTC.htm](http://www.omdc.on.ca/film_and_tv/tax_credits/OFTTC.htm)

Ontario Interactive Digital Media Tax Credit

[http://www.omdc.on.ca/interactive/Tax\\_Credits.htm](http://www.omdc.on.ca/interactive/Tax_Credits.htm)

Ontario Production Services Tax Credit (OPSTC)

[http://www.omdc.on.ca/film\\_and\\_tv/tax\\_credits/OPSTC.htm](http://www.omdc.on.ca/film_and_tv/tax_credits/OPSTC.htm)

Ontario Sound Recording Tax Credit (OSRTC)

[http://www.omdc.on.ca/music/Tax\\_Credits/OSRTC.htm](http://www.omdc.on.ca/music/Tax_Credits/OSRTC.htm)

Ontario Computer Animation and Special Effects Tax Credit (OCASE)

[http://www.omdc.on.ca/film\\_and\\_tv/tax\\_credits/OCASE.htm](http://www.omdc.on.ca/film_and_tv/tax_credits/OCASE.htm)

Ontario Book Publishing Tax Credit (OBPTC)

[http://www.omdc.on.ca/book/tax\\_credits/OBPTC.htm](http://www.omdc.on.ca/book/tax_credits/OBPTC.htm)

Film or Video Production Services Tax Credit Program - Canada Revenue Agency

<https://www.canada.ca/en/revenue-agency/services/tax/international-non-residents/film-media-tax-credits/film-video-production-services-tax-credit-program.html>

### ***Energy Funding Programs***

NextGen Biofuels Fund - Sustainable Development Technology Canada

[http://www.sdte.ca/index.php?page=nextgen-funding-niche&hl=en\\_CA](http://www.sdte.ca/index.php?page=nextgen-funding-niche&hl=en_CA)

SMART Program - Canadian Manufacturers & Exporters

<http://www.cme-smart.ca/>

NOHFC - Northern Energy Program

[http://www.mndm.gov.on.ca/nohfc/programs/northern\\_energy\\_e.asp](http://www.mndm.gov.on.ca/nohfc/programs/northern_energy_e.asp)

Save on Energy High Performance New Construction

[www.saveonenergy.ca](http://www.saveonenergy.ca)

Feed-in Tariff Program – Independent Electricity System Operator (IESO)

<http://www.ieso.ca/sector-participants/feed-in-tariff-program/overview>

Conservation Fund

<http://www.ieso.ca/get-involved/funding-programs/conservation-fund/cf-overview>

### ***Export Funding Programs***

Canadian Commercial Corporation (CCC)

<http://www.ccc.ca>

Export Market Access - A Global Expansion Program

<http://exportaccess.ca/en/home>

Export Development Canada

<http://www.edc.ca/>

New Exporters to Border States (NEBS)

<https://www.ontario.ca/tradecalendar/nebs-new-exporters-border-states-program>

Market Xpansion Loan

[http://www.bdc.ca/en/solutions/financing/Pages/fs\\_market\\_expansion.aspx](http://www.bdc.ca/en/solutions/financing/Pages/fs_market_expansion.aspx)

Going Global Innovation - Foreign Affairs and International Trade Canada

<http://tradecommissioner.gc.ca/funding-financement/ggi-vmi/index.aspx?lang=eng>

Export Guarantee Program

<http://www.edc.ca/EN/our-solutions/financing/Pages/export-guarantee-program.aspx>

Investment Accelerator Fund

<http://www.marsdd.com/aboutmars/partners/iaf/>

SMART Prosperity Now Program

<http://www.cme-smart.ca/>

### ***Human Resources and Training Funding Programs***

Employer Signing Bonus

[http://www.tcu.gov.on.ca/eng/employers/emp\\_bonus.html](http://www.tcu.gov.on.ca/eng/employers/emp_bonus.html)

Ontario Centres of Excellence Inc.

<http://www.oce-ontario.org/programs>

Apprenticeship Job Creation Tax Credit - Canada Revenue Agency

<http://www.cra-arc.gc.ca/tx/ndvdl/tpcs/ncm-tx/rtrn/cmpltng/ddctns/Ins409-485/412/jctc-eng.html>

NOHFC - Northern Ontario Youth Internship and Co-op Program

[http://www.mndm.gov.on.ca/nohfc/programs/youth\\_internship\\_and\\_co-op\\_e.asp](http://www.mndm.gov.on.ca/nohfc/programs/youth_internship_and_co-op_e.asp)

Connect Canada Internship Program

<http://connectcanadainternships.ca/>

Canada Summer Jobs

<https://www.canada.ca/en/employment-social-development/services/funding/canada-summer-jobs/apply.html>

Youth Employment Program - National Research Council Canada

[https://www.nrc-cnrc.gc.ca/eng/irap/services/youth\\_initiatives.html](https://www.nrc-cnrc.gc.ca/eng/irap/services/youth_initiatives.html)

Canadian Institutes of Health Research - Innovation and Industry Programs

<http://www.cihr-irsc.gc.ca/e/37788.html>

Ontario Labour Market Partnerships

<http://www.tcu.gov.on.ca/eng/employers/labourMarket.html>

Work-Sharing Program - Human Resources and Skills Development Canada

<https://www.canada.ca/en/employment-social-development/services/work-sharing/application.html>

Scientists and Engineers in Business Initiative

<http://www.innovationcluster.ca/2010/10/new-feddev-initiative-for-scientists-and-engineers-in-business-announced/>

Industrial Research Assistance Program - National Research Council Canada

<https://www.nrc-cnrc.gc.ca/eng/irap/>

Apprenticeship Training Tax Credit

<http://www.rev.gov.on.ca/en/credit/attc/>

Cooperative Education Tax Credit (CETC)

<http://www.fin.gov.on.ca/en/credit/cetc/>

NOHFC - Enterprise North Job Creation Program

[http://www.mndm.gov.on.ca/nohfc/programs/enterprises\\_north\\_job\\_creation\\_e.asp](http://www.mndm.gov.on.ca/nohfc/programs/enterprises_north_job_creation_e.asp)

Ontario Targeted Wage Subsidy

<https://www.canada.ca/en/services/business/hire/wagesubsidiesotherassistanceprograms.html>

Rural Economic Development (RED) Program

<https://www.ontario.ca/page/rural-economic-development-program>

Summer Company

<https://www.ontario.ca/page/summer-company-program-guidelines>

FEDNOR-Youth Internships - Private Sector Program

<http://fednor.gc.ca/eic/site/fednor-fednor.nsf/eng/fn03445.html>

MaRS Discovery District (MaRS)

[www.marsdd.com](http://www.marsdd.com)

### ***Research and Development Funding Programs***

Ontario Centres of Excellence Inc.

<http://www.oce-ontario.org/>

NextGen Biofuels Fund - Sustainable Development Technology Canada

[http://www.sdtc.ca/index.php?page=nextgen-funding-niche&hl=en\\_CA](http://www.sdtc.ca/index.php?page=nextgen-funding-niche&hl=en_CA)

SD Tech Fund - Sustainable Development Technology Canada

[http://www.sdtc.ca/index.php?page=sdtech-funding-process&hl=en\\_CA](http://www.sdtc.ca/index.php?page=sdtech-funding-process&hl=en_CA)

Ontario Business Research Institute Tax Credit (OBRITC)

[http://www.fin.gov.on.ca/en/bulletins/ct/obitc\\_frost\\_0002.html](http://www.fin.gov.on.ca/en/bulletins/ct/obitc_frost_0002.html)

Mitacs Accelerate

<http://www.mitacs.ca/accelerate>

Industrial R & D Fellowships - Natural Sciences and Engineering Research Council of Canada

[http://www.nserc-crsng.gc.ca/Students-Etudiants/PD-NP/Industrial-Industrielle\\_eng.asp](http://www.nserc-crsng.gc.ca/Students-Etudiants/PD-NP/Industrial-Industrielle_eng.asp)

Youth Employment Program - National Research Council Canada

<http://www.hrsdc.gc.ca/eng/home.shtml>

Strategic Aerospace and Defence Initiative - Industry Canada

[http://ito.ic.gc.ca/eic/site/ito-oti.nsf/eng/h\\_00022.html](http://ito.ic.gc.ca/eic/site/ito-oti.nsf/eng/h_00022.html)

Communications Research Centre Canada - Industry Canada

[http://www.crc.gc.ca/eic/site/069.nsf/eng/h\\_00022.html](http://www.crc.gc.ca/eic/site/069.nsf/eng/h_00022.html)

Canadian Institutes of Health Research - Innovation and Industry Programs

<http://www.cihr-irsc.gc.ca/e/37788.html>

NOHFC - Emerging Technology Program

[http://www.mndm.gov.on.ca/nohfc/programs/emerging\\_technology\\_e.asp](http://www.mndm.gov.on.ca/nohfc/programs/emerging_technology_e.asp)

Going Global Innovation - Foreign Affairs and International Trade Canada

<http://tradecommissioner.gc.ca/funding-financement/ggi-vmi/index.aspx?lang=eng>

Ontario Innovation Tax Credit (OITC)

<http://www.rev.gov.on.ca/english/credit/oitc/index.html>

FEDNOR - Applied Research and Development Program

<http://fednor.gc.ca/eic/site/fednor-fednor.nsf/eng/fn03444.html>

Ontario Research Fund - Ontario Ministry of Research and Innovation

<https://www.ontario.ca/page/research-funding>